

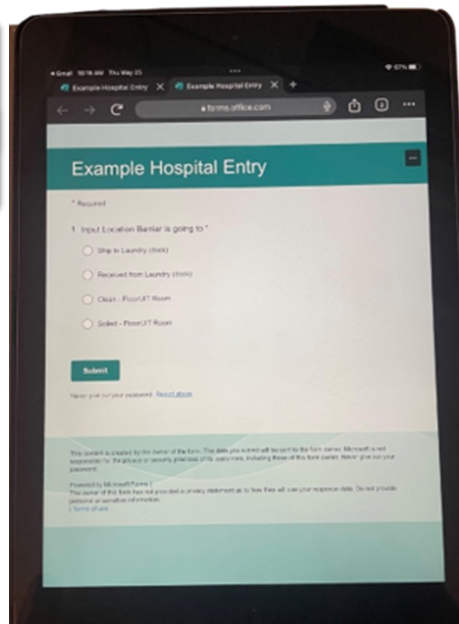
# SOTERIA<sup>®</sup> ECOSYSTEM



Automated workflow for accurate barrier tracking between hospital departments and laundry for compliance reporting.

Superior management of barrier replacement and inventory movement. Just three clicks and the Soteria **Ecosystem** does the rest.

RFID Chip imbedded in foot label of barrier.



Scanner and tablet use Bluetooth technology on hospital guest network.

## THE PROCESS

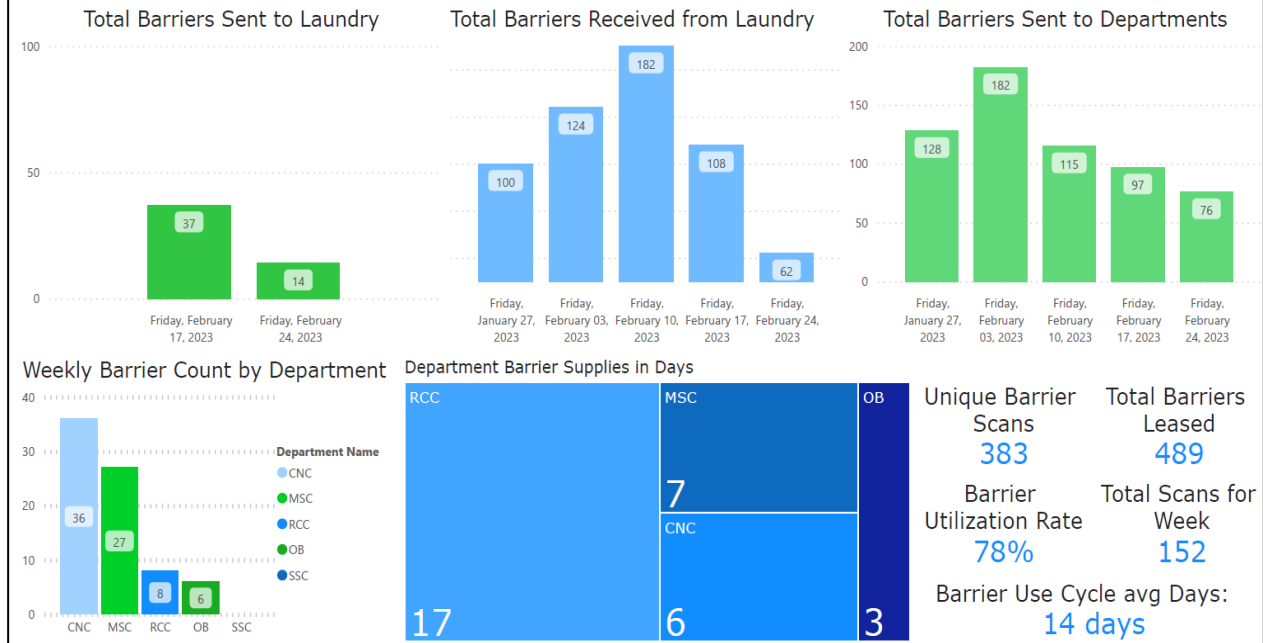
- Each barrier has a unique passive RFID chip & bar code.
- Scanner and tablet operate on guest networks; can **scan 30 barriers with one click**.
- Scans are done per unit from the stockroom.
- Soiled barriers are scanned from the dock to the laundry.
- Clean barriers are scanned when returned from laundry.

Scanned barriers automatically populate the form, **click add now and you're done**.



## Hospital Roll-up Dashboard

Week ending 2/24/2023



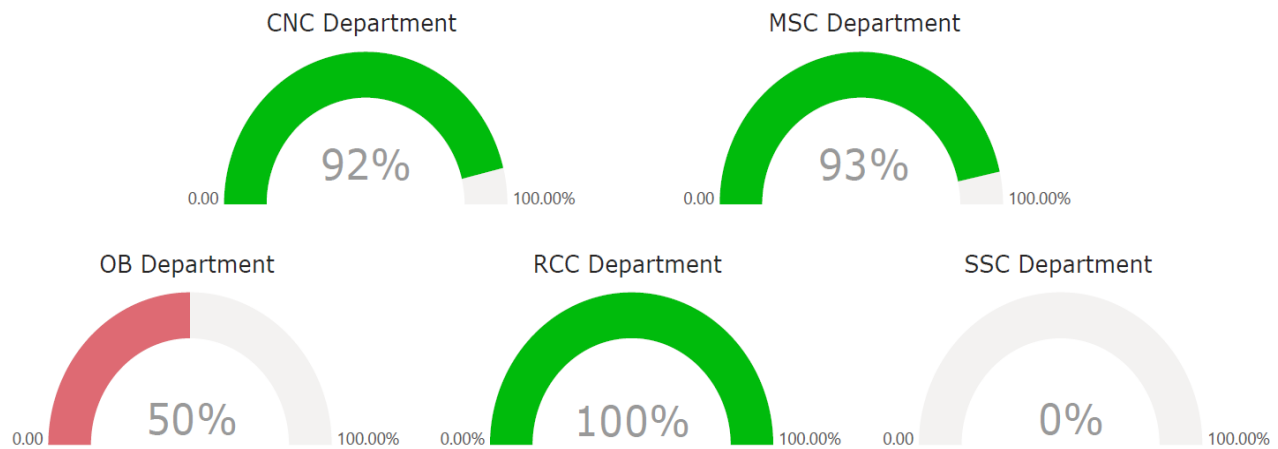
## Compliance Driven Reporting

- Weekly dashboards for management based on data scanned through the form and emailed to stakeholders. Delivery frequency of the dashboards is defined by the hospital.
- Metrics tracked and stored on Trinity Guardion systems, including historical data for trending analysis.
- Email or text alerts for stakeholders based on barriers being sent to locations or not being sent to locations, for timely restocking with ability for other custom requests to be added.
- Automatically tracks inventory counts and locations.
- Par levels can be managed, and exception reports generated for better inventory control.
- Multi-hospital scalability with automated data cleanup and reporting, allowing inventory to be tracked from multiple hospital locations, using same or different laundries.
- System automatically rejects RFID numbers not recognized by the system for more accurate reporting.



## Weekly Department Dashboard

Week ending 2/24/2023



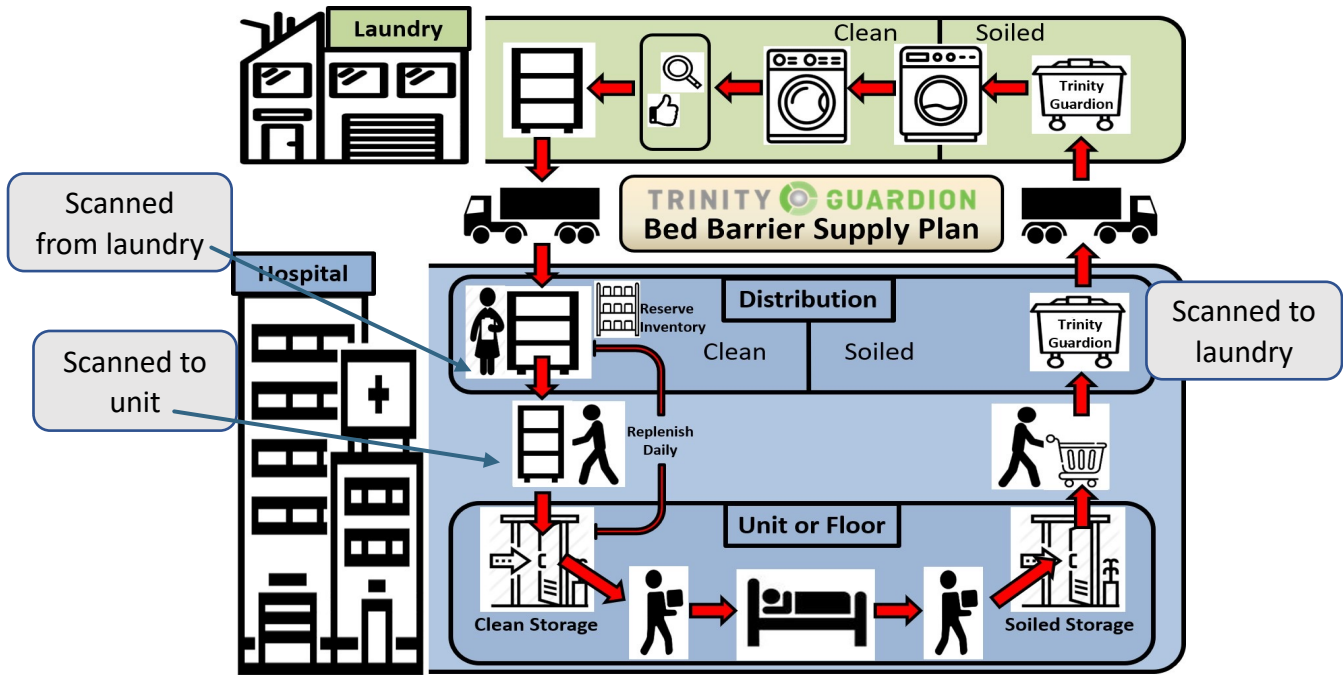
\*Compliance percentages based on average weekly discharges vs. barriers sent to departments

## DASHBOARD

- Weekly compliance dashboards are created for department staff to monitor barriers sent to departments vs average weekly discharges.
- Actual discharge data used for monthly reporting to compare total barriers sent each month vs discharge data.
- Color changing indicators demonstrate compliance by department to hospital staff.



# SOTERIA<sup>®</sup> ECOSYSTEM



Three Scans manage entire EcoSystem process

## SOTERIA ECOSYSTEM BENEFITS

- 1 Superior barrier management with increased exception basis reporting.
- 2 More accurate compliance reporting with utilization reports providing verification of product use.
- 3 Improved delivery timeliness of barriers, through inventory turn reporting and better management of laundry process cycle time.
- 4 Improve inventory tracking accuracy of launderings and laundry turnaround times.
- 5 Better management of barrier usage levels, enhancing supply and demand forecasting.
- 6 Increase quality control with improved reporting of abusive product damage by department.
- 7 More accurate invoicing accountability with monthly usage reports by department and from laundry

